



BLUESKEYE® AI

MEASURING THE MIND TO IMPROVE HEALTH OUTCOMES


B·HEALTHY PLATFORM





BLUESKEYE[®] AI

B·HEALTHY PLATFORM



SELECT MODELS

Choose what expressed behaviour digital biomarker you want to measure, including emotion, gaze, and facial muscle actions.

CHOOSE A TASK

Select the interactive task that best suits your target audience and study outcome; e.g. a daily journaling feature, virtual agent chat, or a game.

CONFIGURE YOUR APP

Quickly and easily combine models and tasks into a white-labelled app and configure support modules for easy onboarding, and optional (video) instructions, questionnaires, and interactive data visualisations, tailored to your end-users.

DATA COLLECTION

Collect high-quality model training and study evaluation data using cutting-edge Machine Learning, with sensitive data processed on edge & and results stored securely in BlueSkeye's Cloud.

DATA ANALYSIS

Analyse and interrogate the data using the insights platform, optionally use BlueSkeye's world-leading data science expertise.

SCALE UP

Take your digital biomarker study to the next level and validate the app at scale developed under QMS.

ROLL OUT

Release your companion app with the embedded digital biomarker to improve treatment, increase adherence, and create loyal customers.

Lets you use **CLINICAL-GRADE MACHINE LEARNING** to build a bespoke branded **COMPANION APP** to measure **EMOTION & MEDICALLY RELEVANT EXPRESSED BEHAVIOUR** at scale quickly, easily and compliantly.

Quantifiably, repeatedly, and objectively by comparison to existing best practice

Identify measure and track relevant **BIOMARKERS**

With transparent and explainable machine learning models



Applying cutting-edge data science

Enhancing subject experience and engagement

To deliver a bespoke branded app from preexisting modules

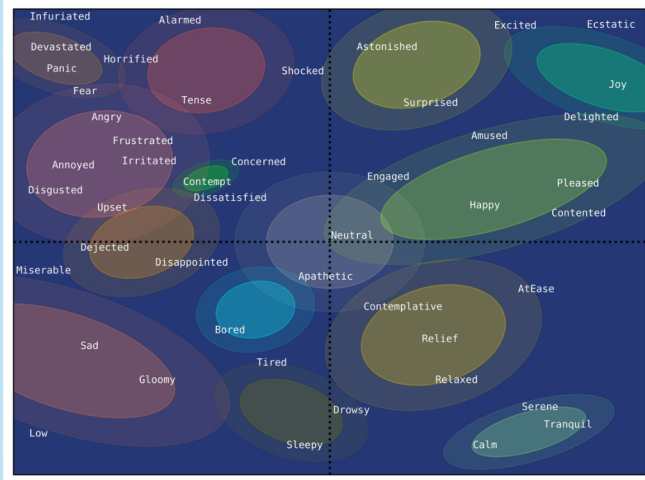
On edge; increasing;

- Security and privacy
- Data quality and
- Subject engagement



Using commonly available technology - mobile phones and tablets

EMOTION




Categorical and Dimensional Emotion

BlueSkye uses a continuous approach (Apparent Valence [V] and Arousal [A]) to measure expressed emotion.

This better fits the real human experience of emotional states.

This approach allows emotion regions to be defined and to measure the transitions away from and towards these regions. This continuous approach, where appropriate, can be mapped back to a much less exact categorical representation. For example, excited, calm or angry.

BETTER HEALTH OUTCOMES



Increase engagement and satisfaction



Personalise digital health tools to improve health and wellbeing



Collect measurable, repeatable and actionable data insights at scale



Use mobile phones, tablets and edge processing for convenience, privacy and security

WHY CUSTOMERS CHOOSE TO WORK WITH US



WORLD LEADING RESEARCH

We have 8 patents pending and 14 data scientists



ADVANCED MACHINE LEARNING

Extensive Machine Learning tool kit with proven low-bias algorithms.



TASK DESIGN EXPERTISE

Library of proven tasks designed to elicit high-quality data and the expertise to build bespoke tasks



PROVEN TECHNOLOGY

Used by 250,000 mums and mums-to-be in the UK to date and in trials with the UK's NHS.



CLINICAL-GRADE


Experience in developing and deploying the technology in clinical trials



CERTIFIED AND REGULATED

ISO27001 compliant, built using QMS and compatible with UK, EU and US medical device regulation.

MEASURING THE MIND TO IMPROVE HEALTH OUTCOMES



EXPERIENCE OUR DEMO!



Website

www.blueskeye.com



Email

sales@blueskeye.com



**BLUESKEYE[®] AI
B·HEALTHY
PLATFORM**